

SSL WEB FILTERING USER GUIDE



IOS / APPLE



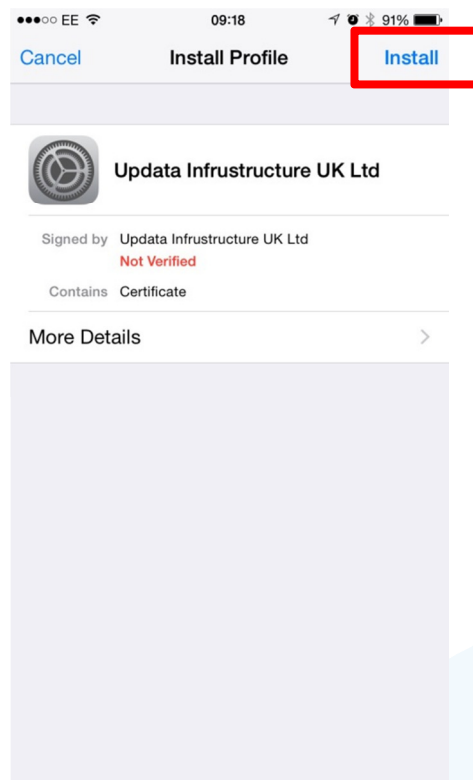
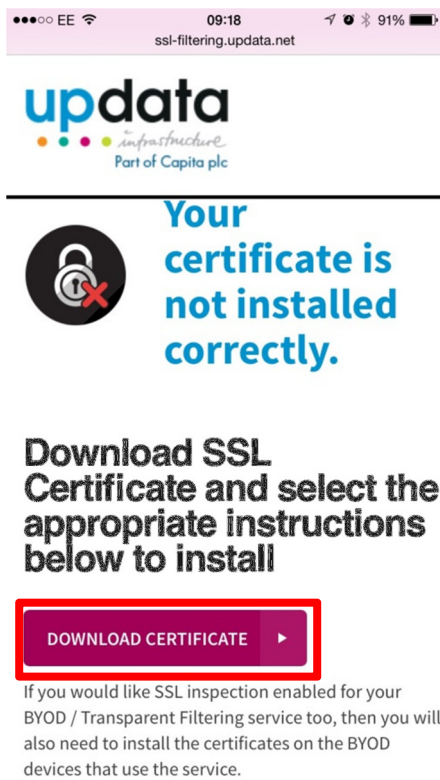
1. SSL Web Filtering

In order to enable HTTPS (SSL) inspection for a safer and more secure web filtering experience, an “Updata Infrastructure UK Ltd” SSL certificate will need to be installed on your equipment.

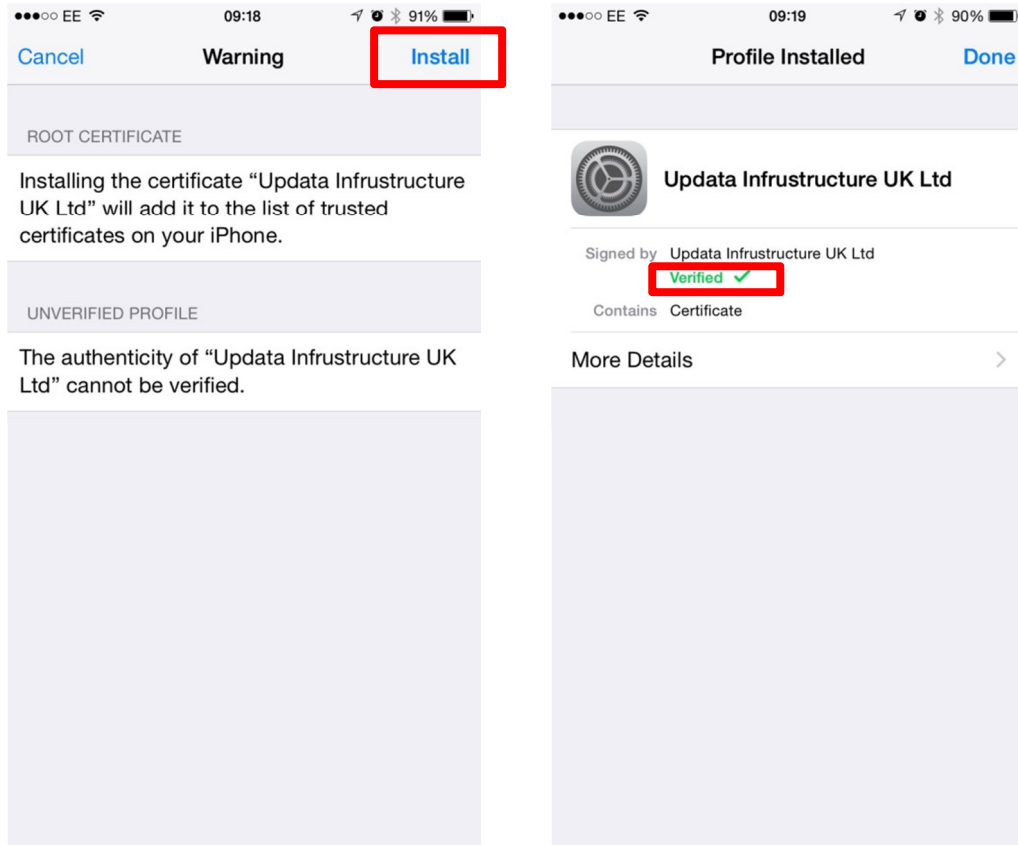
The following guide shows how this can be done by installing it within the Apple/IOS mobile device. Other guides for other browsers/devices are available at <http://ssl-filtering.updata.net>

2. Download the Updata security certificate on each device

- Open the web browser (eg Safari) and navigate to <http://ssl-filtering.updata.net/>
- Click on the “Download Certificate” button
- Touch the “Install” button. You may be asked to confirm your pin.



- Touch the “Install” button once again to confirm the installation of the certificate. Once installed, the device will confirm that it is now Verified



Note: All end user devices require the installation of an SSL certificate.

3. To enable SSL filtering at the school site

- Once you have completed this installation on ALL end user devices, please call the Updata service desk on **08455 650 560** or email customer.support@updata.net to get your SSL filtering enabled.
- Hertfordshire schools will need to email sitss.internet@lea.herts.sch.uk for SSL inspection to be turned on.
- **Important Note:** All devices that join the network will require the one-time installation of the SSL Certificate. This means that any future new or replacement devices will also need this SSL certificate to be installed on them.



UPDATA HEADQUARTERS

The Omnibus Building
Lesbourne Road
Reigate, Surrey
RH2 7LD

T: 0845 5650560

Customer.support@updata.net

